

The background is a vibrant Pop Art style. It features a large, stylized word 'POP' in the center, rendered in a thick, rounded, orange-red font with a grey outline. Surrounding the word are several jagged, lightning-bolt-like shapes in yellow and orange-red, set against a light blue background with a fine white dot pattern (halftone).

ARTIST
ROY LICHTENSTEIN
(1923 – 1997)

POP ART

Pop Art


- Pop Art movement started in America & Britain in the 1950s and 1960s
- Inspired by familiar things and things/people in popular culture




Lichtenstein was especially fascinated by print mass media, such as cartoons and comic books

- Bold lines
- Bright colors (mostly primary colors)
- Dot patterns (like a printer would make)
- Comic book words and speech bubbles




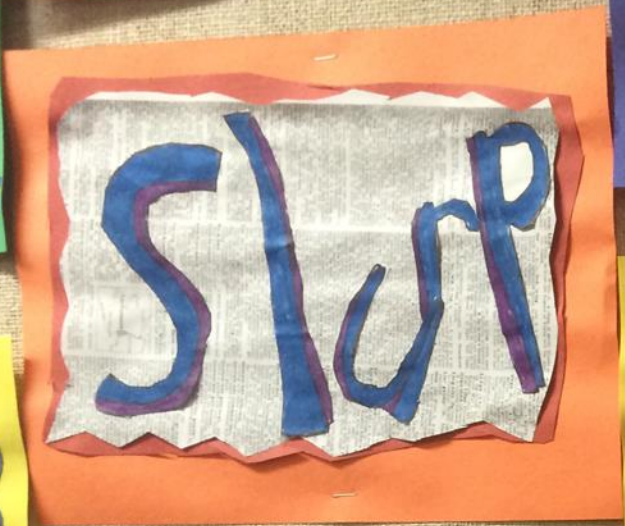


- Lichtenstein borrowed scenes from actual comic books, but he would enlarge them, simplify them and rework them.
- In this case, the painting is over 5-1/2 feet tall by 13 feet long!
- The painting's title, "Whaam!" is a very important part of the design--with its color and lines as part of the explosive action of the scene, it really adds to the impact.



By making paintings look like huge, blown-up comic strips, including those printing style dots and simple colors, Lichtenstein made people think about how images are made and where they come from.





- 2 different color sheets of construction paper –one to cut out to enhance your work, one for background

- 1 copy of a dictionary page





- 1 white paper to create your “WORD” – color with marking pens and outline with sharpies - then cut around your lines



use lines, squiggles, or other action designs to help draw the eye to your word







NO inappropriate words, please...